



Endura™
GARAGE DOORS



BUILT TO LAST




COMPOSITE GARAGE DOORS


The versatility and beauty of premium wood without the drawbacks.



Patent Pending Construction

1/4" Hardwood Plywood Backer Panel

1-1/4" Foam Insulation 

1-1/4" Engineered Wood Core 

1/4" Hardwood Plywood

1/2" Wood Composite Facing

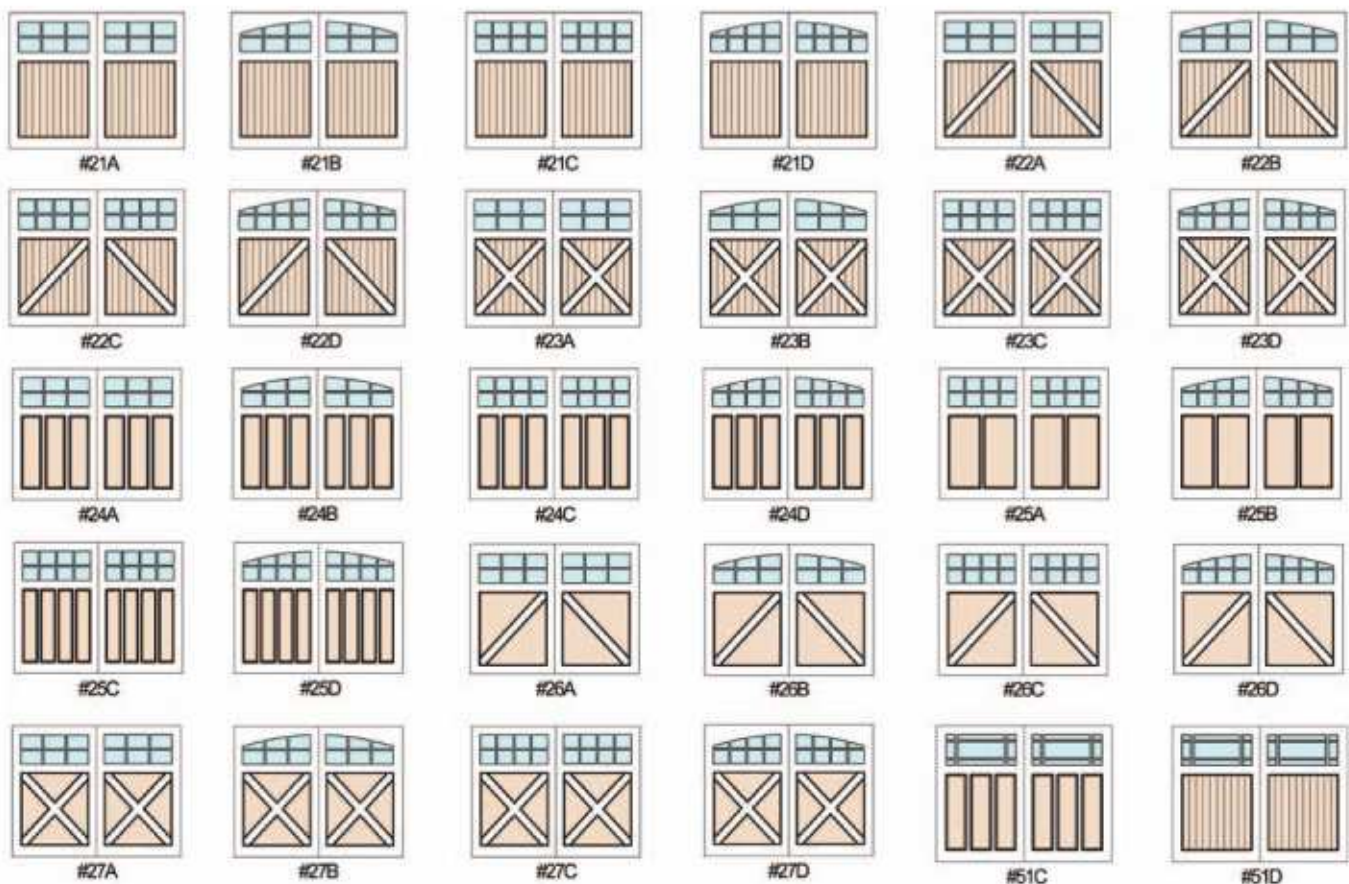
OVERALL THICKNESS 2-1/8"

Specs subject to change without notice.

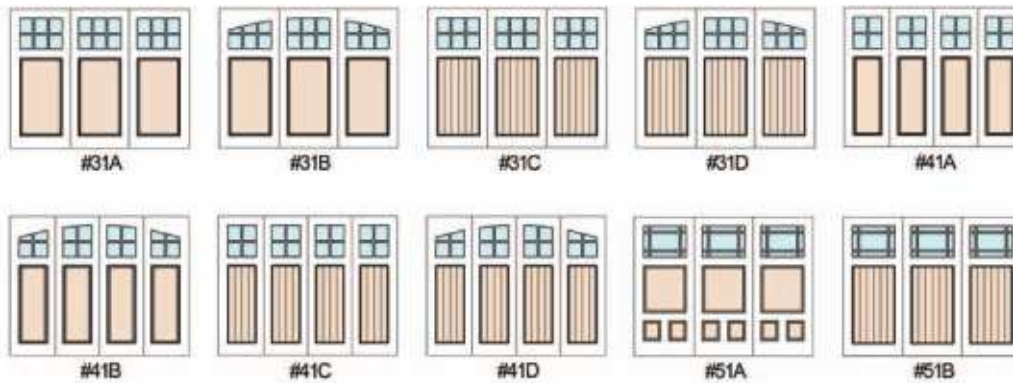
SWING LOOK



EnDura swing look garage doors are designed to capture the historic look of swing out carriage doors with the modern convenience of today's overhead doors. Swing look doors can be accented with exterior decorative hinges or handles to complete the look of the traditional carriage swing door.



EnDura Tri-fold & Bi-fold look garage doors are designed to capture the traditional look of folding style doors with the modern convenience of today's overhead doors. These styles appeal to customers that desire a more formal look to their garage doors. They can be easily styled to match entry doors for a unified appearance that enhances curb appeal.



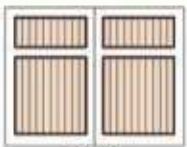
TRI-FOLD/BI-FOLD



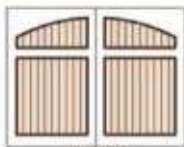
SOLID



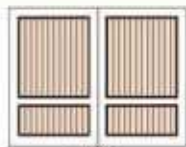
EnDura solid doors are available in Swing, Tri-fold, and Bi-fold looks that feature the modern convenience of today's overhead doors. Solid doors offer the ultimate in security and insulating value, and coordinate with almost any style home.



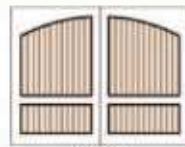
#21AS



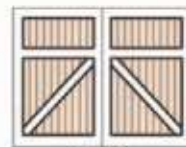
#21BS



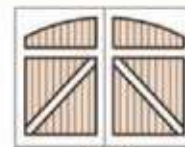
#20S



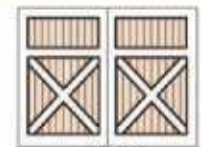
#20SA



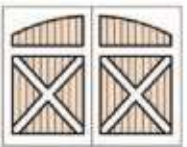
#22AS



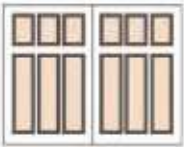
#22BS



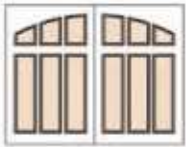
#23AS



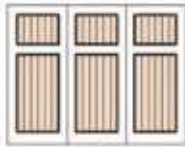
#23BS



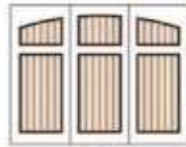
#24AS



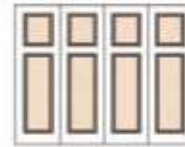
#24BS



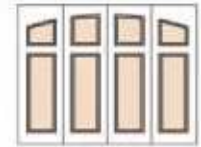
#31CS



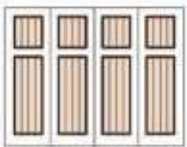
#31DS



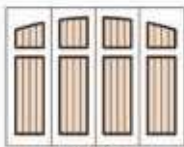
#41AS



#41BS



#41CS



#41DS



EnDura™
GARAGE DOORS

Standard Color Chart

Satin Finish



Please note: due to varying results of printing, Endura cannot guarantee that the color shown here is exactly the same as the actual garage material color. We will provide you with a color swatch card during the installation estimate process so we highly recommend that you base your final color decision on the actual color swatch card.

Environmentally Friendly



Resource efficient.
Core made from fast growing renewable trees not suitable for commercial lumber.

Facing made from wood waste and left over wood that has no commercial timber value.



Endura Advantages

- Comes factory painted in 12 colors
- Custom colors available
- 56 standard designs
- Customizable
- Fully Insulated
- No up-charge for arches, bucks, etc.
- Custom arches and ellipses available
- Will not dent like steel
- Molded facing seals out water penetration
- Integrated window muntins
- Does not split or check like wood
- No cheap looking, fake wood grain
- Rock solid wood core
(For hardware attachment)
- Environmentally friendly
- Easy assembly & installation
(Like wood door)
- Moisture & rot resistant
(Treated with Zinc Borate)
- Showroom doors & hand samples available

www.enduragaragedoors.com

Endura[™]
GARAGE DOORS

Div. of Architectural Door Corp.
www.archdoorcorp.com
(877) 259-DOOR